

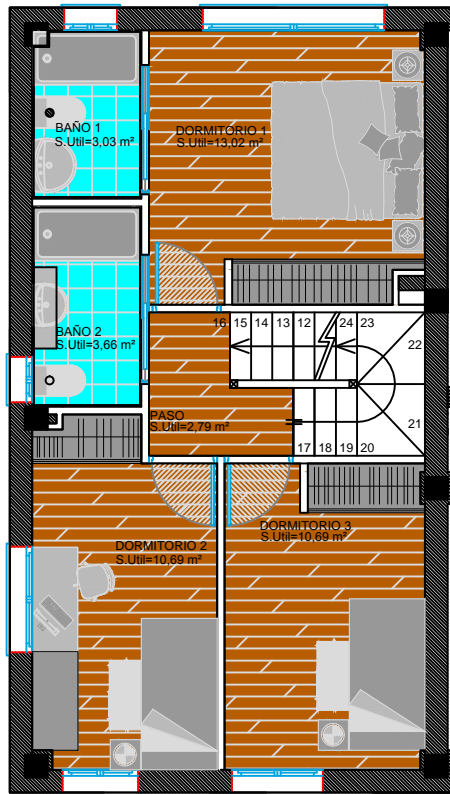
# PLANTA PRIMERA



# Vivienda A Planta Primera

S.Util=43,88 m<sup>2</sup>


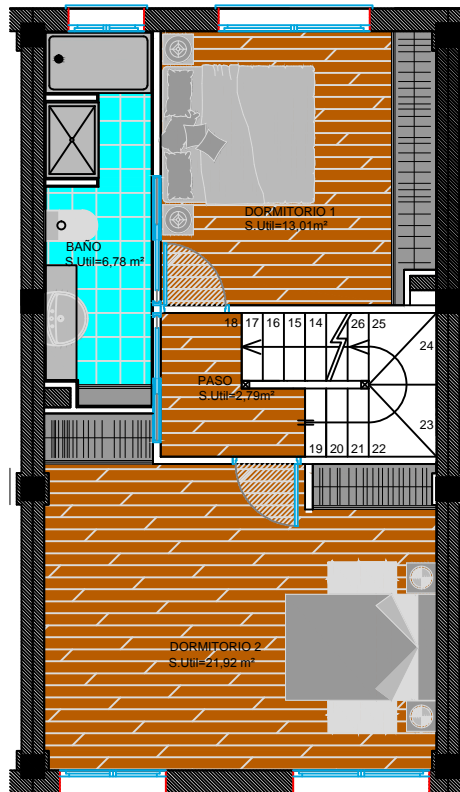
S.Construida=58,55 m<sup>2</sup>



# Vivienda B Planta Primera

S.Util=44,50 m<sup>2</sup>

S.Construida=57,00 m<sup>2</sup>



# Vivienda C Planta Primera

S.Util=43,88 m<sup>2</sup>

S.Construida=58,55 m<sup>2</sup>

